



Community Identified Development Principles

Survey Participation

127 community members responded to TND's Development Priorities survey. 52% of respondents were from **Chelsea**, 31% from **Revere**, 13% were from **Everett**, and 4% were from other communities or did not identify their community of residence. Of note, the respondents from Everett were all residents of a senior housing community, and so their responses may be reflective of the limited diversity within the survey pool for that community.

67% of respondents responded in English, 32% responded in Spanish, and 1% responded in Portuguese. Surveys were also offered in Arabic, Haitian Creole, and Khmer.

Where should we create new affordable homes?

In all communities, **proximity to public transit** was identified as the most important factor in determining where to locate new homes. However, subsequent priorities differed:

- Chelsea:** Public Transit, Schools, Open Space
- Everett:** Public Transit, Jobs/Shopping/Healthcare, Open Space
- Revere:** Public Transit, Jobs/Shopping/Healthcare, Schools

When we identify a site to create affordable homes, what should we prioritize?

In all communities, **maximizing affordability** was identified as the top priority.

In **Everett**, parking was the secondary priority.

In **Revere** and **Chelsea**, open space was the secondary priority.

What types of affordable homes should we prioritize?

Bedroom size preferences differed by community.

In **Everett**, respondents prioritized **housing for individuals** (one bedrooms and studios.)

In **Revere** and **Chelsea**, respondents prioritized **housing for large families** (3 or more bedrooms.)

TND often partners with organizations to provide supportive services. Which groups should TND serve in future homes?

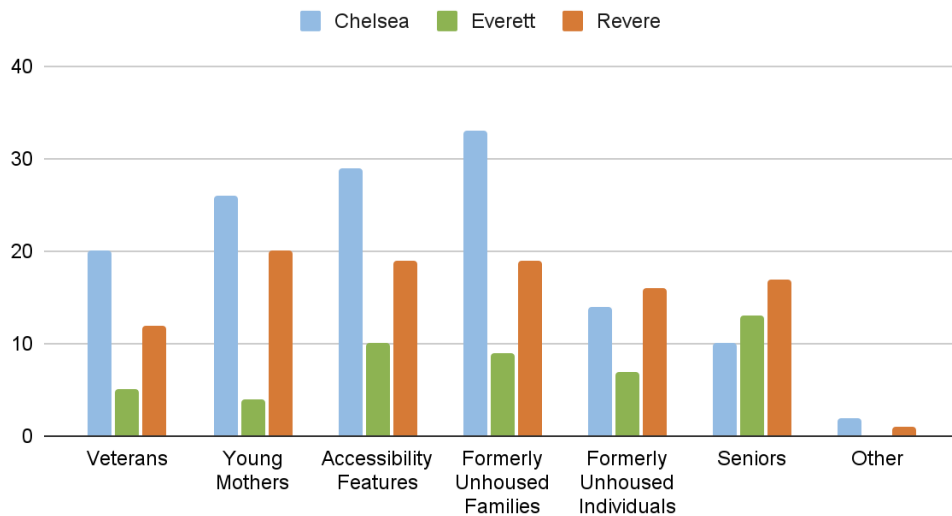
Responses to this question varied significantly by community.

In **Revere**, respondents identified **housing for young mothers** as the top priority.

In **Everett**, respondents identified **housing for seniors** as the top priority.

In **Chelsea**, respondents identified **housing for previously unshoused families** as the top priority.

Supportive Services Prioritized



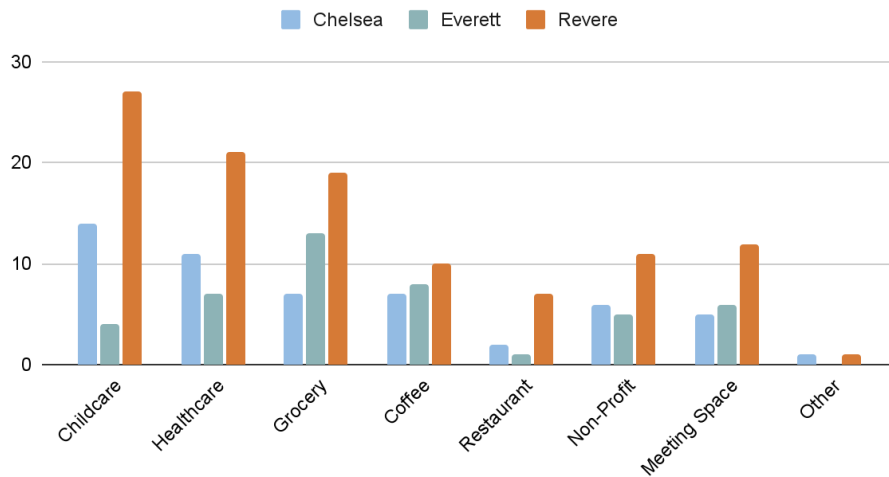
What commercial spaces would best compliment affordable homes?

Responses varied across communities in the types of commercial space most desired to compliment affordable housing

In **Revere** and **Chelsea**, demand was highest for **childcare**.

In **Everett**, demand was highest for **grocery store/fresh food market**.

Commercial Space Priorities

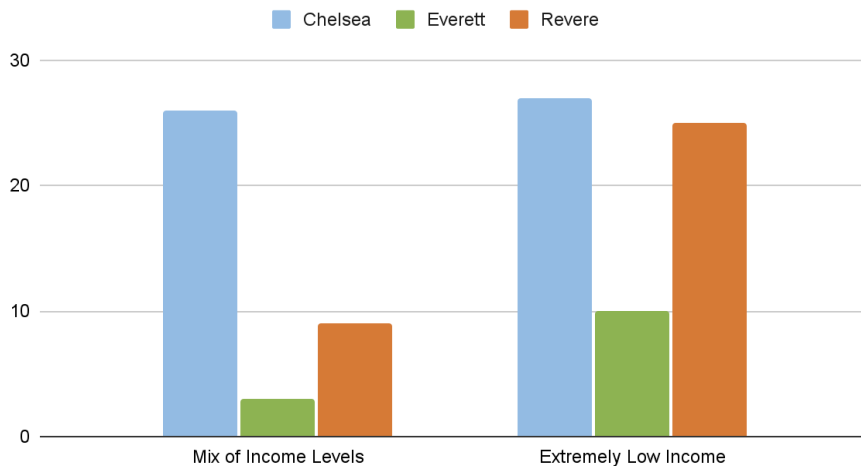


Which would have a greater positive impact on the community - homes for households with a mix of income levels or homes for households with extremely low incomes?

Everett and Revere showed a strong preference for housing for households with extremely low incomes .

Chelsea respondents equally prioritized housing for households with extremely low incomes and a mix of income levels .

Income Mix



Which would have a greater positive impact on the community - affordable homes for rent or for sale?

Both Chelsea and Everett showed a strong preference for affordable rental over homeownership.

Revere respondents placed equal priority on rental and homeownership options.

Affordable Rental or Homeownership Preference

